

Multi-Function Locks & Patio Door Lock

SPECIFICATION

The **ERA Universal Pressbolt** can be used on all external and internal doors, French windows and cupboards. Simply press the spring-bolt to lock and use the key to unlock. The rotating steel bolt resists hacksawing and the fixing screws are concealed when in the locked position. The lock is supplied with a steel receiving plate and ferrule enabling fixing to all types of door jamb.

The **ERA Multi-Purpose Bolt** can be fitted to aluminium and wooden sliding and hinged doors. The long bolt throw also makes it ideal for patio and garage doors. The rotating steel bolt resists hacksawing and the fixing screws are concealed when in the locked position.

Each bolt is supplied with several steel receiving plates and a ferrule for easy fitting to all types of jamb.

Cut keyed versions of these products can be supplied with keys to pass.

The **ERA Patio Door Lock** can be fitted to most types of metal, wood and uPVC patio doors including those that slide on the inside or outside track.

Simply press the spring bolt to lock - the key is only required to unlock. All fixing screws are concealed when locked.

The hardened steel bolt resists hacksawing. Patio Door Locks are supplied with a ferrule to finish the drilled door frame.

ORDERING DETAILS

Universal Pressbolt

Cut Keys

White 806-12

Brassed 806-32

Standard Keys

White 805-12

Multi-Purpose Bolt

Cut Keys

White 807-12

Brassed 807-32

Satin 807-52

Patio Door Lock

Cut Key

White 100-12

Brown 100-22

Grey 100-42

Spare Keys

Cut key 591-56

Key blank 682-56



Packaging - Universal Pressbolt

Carded with full fitting instructions. 10 cards per carton.

Packaging - Multi-Purpose Bolt

Carded with full fitting instructions. 5 cards per carton.

Packaging - Patio Door Lock

Individually carded with full fitting instructions. 10 cards per carton.

Contents - Universal Pressbolt

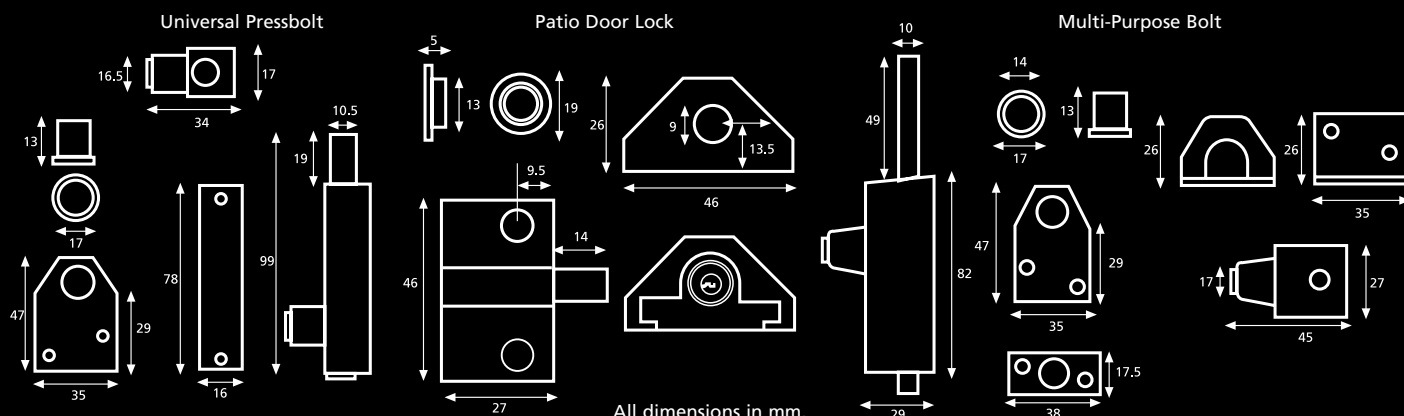
Pressbolt, receiving plate, ferrule, 1 key and fixings.

Contents - Multi-Purpose Bolt

Multi-Purpose Bolt, 3 receiving plates, ferrule, 2 cut keys and fixings.

Contents - Patio Door Lock

Patio Door Push Lock, ferrule, 2 cut keys and fixings.



High Security Window Locks

SPECIFICATION

The **ERA Snaplock** can be used on most types of windows including casement, side hung or top hung. Closing the window locks the Snaplock automatically, the key is only required to unlock.

Available for both wooden and metal frames and in a variety of finishes.

The mechanism is designed to allow for any subsequent movement of the window frame. Plugs conceal and protect the fixing screws.

Manufactured from coated steel, ERA Snaplocks are designed to withstand years of use.

Cut keyed versions of the snaplock can be supplied with keys to pass.

SNAPLOCK WOODEN WINDOWS



SNAPLOCK METAL WINDOWS

ORDERING DETAILS

Snaplock Wooden Windows - Standard Keys

White	801-12
Brown	801-22
Brassed	801-32
Saver Pack White - 4 per card	801-13
Saver Pack Brown - 4 per card	801-23
Saver Pack Brassed - 4 per card	801-33
Spare Standard key for Snaplock	581-56
2 Spare Standard keys - carded	581-52

Snaplock Wooden Windows - Cut Keys

White	802-12
Brown	802-22
Brassed	802-32
Spare cut key for Snaplock	591-56
Key blank for Snaplock	682-56

Snaplock Metal Windows - Cut Key

White	904-12
-------	--------

Packaging - Wooden and Metal

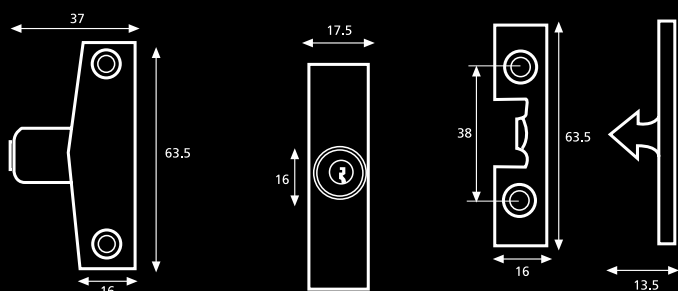
Individually carded complete with full fitting instructions. 10 cards per carton.

Contents

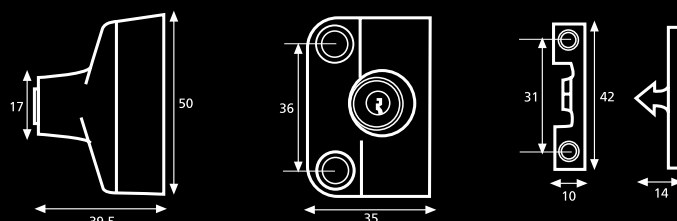
Wooden Snaplock, receiving plate, 1 key, 2 plugs, packing plate and fixings.

Metal, Snaplock, receiving plate, 1 key, 2 plugs and fixings.

Snaplock - Wooden Windows



Snaplock - Metal Windows



All dimensions in mm.

High Security Window Locks

SPECIFICATION

The **ERA Swinglock** is suitable for most wooden and metal casement windows. The lock pivots to latch when the window is closed. The fixing screws are concealed when in the locked position. The locking action pulls the window tight into the frame, thus reducing drafts.

The **ERA Metal Window Lock** fits most metal windows including casement, side hung, pivot and top hung. The Metal Window Lock uses a cut key to lock and unlock. Fixing screws are self-tapping.

The **ERA Flush Pivot Lock** is suitable for most wooden windows including casement, side hung, pivot, top hung and sliding. Each lock is supplied with a box keep in matching finish. The Flush Pivot Lock uses a cut key to lock and unlock. The hardened steel bolt is deadlocked in the box keep. Fitting is by thief-deterrent clutch-head screws.

ORDERING DETAILS

Swinglock Wooden Window - Standard Key	
White	809-12
Swinglock Metal Window - Standard Key	
White - 2 per card	903-12
Metal Window Lock - Cut Key	
White	901-12
Spare Key for Metal Window Lock	
Cut key	591-56
Blank key	682-56
Flush Pivot Lock - Cut Key	
White	902-12
Brassed	902-32

SWINGLOCK



METAL WINDOW LOCK



FLUSH PIVOT LOCK



Packaging - Swinglock, Metal Window Lock & Flush Pivot Lock.

Individually carded complete with full fitting instructions. 10 cards per carton.

Contents - Swinglock

Swinglock, receiving plate, 1 key and fixings.

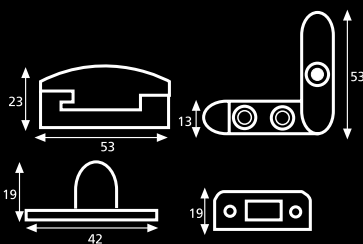
Contents - Metal Window Lock

Lock, 1 key and fixings.

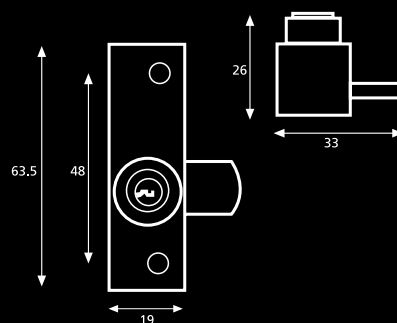
Contents - Flush Pivot Lock

Lock, keep, 1 key and fixings.

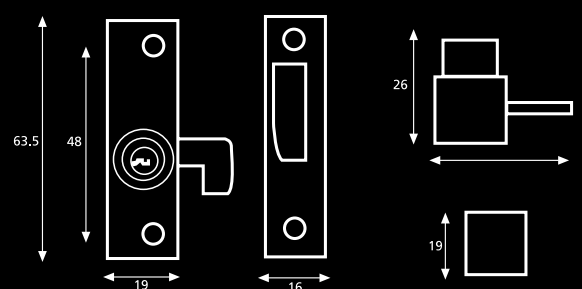
Swinglock



Metal Window Lock



Flush Pivot Lock



All dimensions in mm.

High Security Window Locks

SPECIFICATION

The **ERA Dual Screw** fits most sash windows and is concealed when fitted, offering added security. The lock uses a key operated locking pin in brass bushes.

The **ERA Window Bolt** is suitable for most types of wooden windows including casement, side hung, top hung and sash windows. Simply press the spring bolt to lock and use the key to unlock. A choice of finishes are available. Plugs conceal and protect the fixing screws. The rotating steel bolt resists hacksawing. The ERA Window Bolt is available with either a cut or standard key.

The **ERA Sash Lock** fits most sash windows. Constructed of steel, it provides a locking window stop which secures the window in the closed position using a standard key.

ORDERING DETAILS

Dual Screw - Standard Key	
Brass - 2 per card	826-32
Brass - 6 per card	826-33
Brass - 12 bags per card	826-34
Spare key for Dual Screw	584-56
Sash Bolt - Cut Key	
White	804-12
Brown	804-22
Brassed	804-32
Sash Bolt - Standard Key	
White	803-12
Brown	803-22
Window Bolt/Sash Bolt - Cut Key	
White	854-12
Brown	854-22
Brassed	854-32
Window Bolt/Sash Bolt - Standard Key	
White	853-12
Brown	853-22
Sash Lock - Standard Key	
Brass - 2 per card	822-32
Satin - 2 per card	822-52
Satin - 12 bags per card	822-54
Spare key for Sash Lock	582-56

DUAL SCREWS



WINDOW BOLT / SASH BOLT

Supplied with 804

Supplied with 854 only



SASH LOCK



Packaging

Individually carded complete with full fitting instructions. 10 cards per carton.

Contents - Window Bolt / Sash Bolt

Window Bolt, receiving plate, 1 key, 2 plugs and fixings.

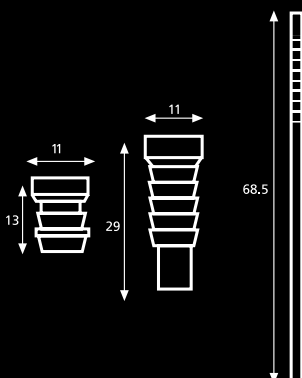
Contents - Sash Lock

2 locks, 2 receiver plates, 1 key and fixings.

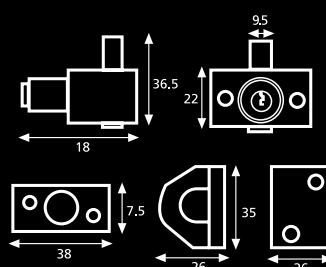
Contents - Dual Screw

2 locks, 4 brass bushes, 1 key and fixings. Where 6 locks are supplied pack includes 12 brass bushes.

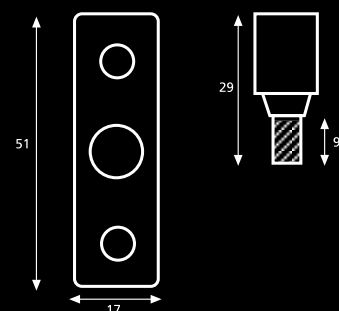
Dual Screw



Window Bolt / Sash Bolt



Sash Lock



All dimensions in mm.

Economy Window Locks

SPECIFICATION

The **ERA Metlock** utilises a high tensile steel bolt to prevent the handle from moving. The steel construction is operated by a standard key and is suitable for most cockspur handles on metal windows.

The **ERA Transom Lock** clamps the window stay to the fixed peg on metal transom windows. It is fully removable to allow normal window opening.

The **ERA Sliding Window Lock** is designed specifically for sliding aluminium windows and doors. The standard ERA key operates the tamper-resistant spring loaded locking action. Once fitted, the fixing screws are concealed by the steel security bolt housing.

The **ERA Locking Window Catch** is manufactured from steel and brass to hold the window tight against the frame, by a threaded peg and key-operated locknut. It is suitable for most types of windows and small doors. Wedged packing plates are included for tapered frames.

ORDERING DETAILS

Metlock - Standard Key	
White - 2 per card	829-12
Brass - 2 per card	829-32
Transom Lock - Standard Key	
White	825-12
Spare key for Transom Lock	580-56
Sliding Window Lock - Standard Key	
White	824-12
Satin	824-52
Spare key for Sliding Window Lock	584-56
Locking Window Catch - Standard Key	
Satin	828-52
Satin - 4 per card	828-53

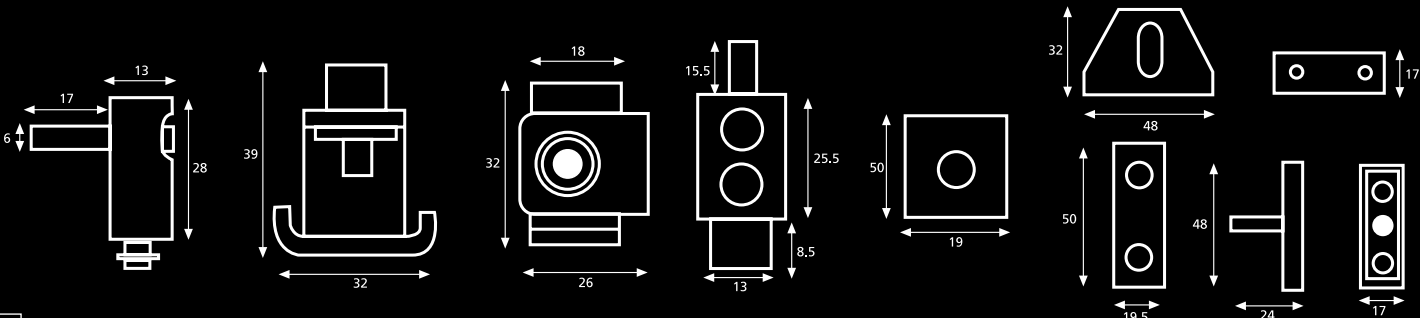
Packaging Carded complete with full fitting instructions. 10 cards per carton.	Contents - Transom Lock 1 lock and 1 key.
Contents - Metlock 2 locks and 1 key.	Contents - Sliding Window Lock 1 lock and 1 key.
	Contents - Locking Window Catch Threaded peg, locknut, receiving plate, 1 key and fixings

Metlock

Transom Lock

Sliding Window Lock

Locking Window Catch



All dimensions in mm.

SPECIFICATION

The ERA Securistay is designed specifically with child safety in mind. The Securistay restricts window opening to 75mm (3"). It is manufactured from high tensile aluminium and is available in two finishes. A special key is used to unlock and the lock can only be disconnected when the window is closed.

The Securistay is ideal for high rise buildings as it allows ventilation with security. It is available for both wooden and metal framed windows.

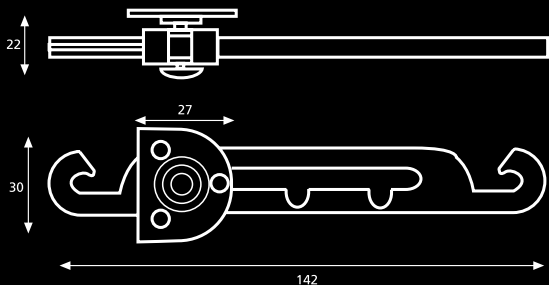
ORDERING DETAILS

Securistay - Wooden Windows	
White	720-12
Silver	720-72
Securistay - Metal Windows	
White	721-12
Silver	721-72

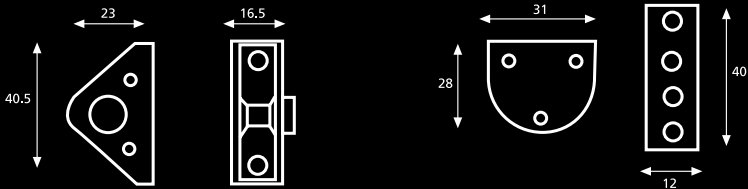
Packaging
Individually carded complete with full fitting instructions. 10 cards per carton.

Contents - Wooden Windows
Securistay, brackets, 1 key, template and fixings.

Contents - Metal Windows
Securistay, brackets, 1 key and fixings.



Securistay



Stays

STAYLOCK



- Packaging**
Carded complete with full fitting instructions.
10 cards per carton.

Contents - Staylock
2 or 6 threaded pegs, locking nuts, 1 key and fixings.
- Contents - Staybolt**
1 or 4 Staybolts, 1 key and fixings.

Contents - 883 Locking Casement Stay
Stay, locking rest, peg, 1 key and fixings.

Contents - 823 Lockable Stay
Window Stay, 2 threaded pegs, 2 locking nuts, 1 key and fixings.

SPECIFICATION

The **Era Staylock** replaces existing pegs with a new, threaded system with locking nut operated by a standard key. It is suitable for wooden casement windows, fitted with most through-peg stays.

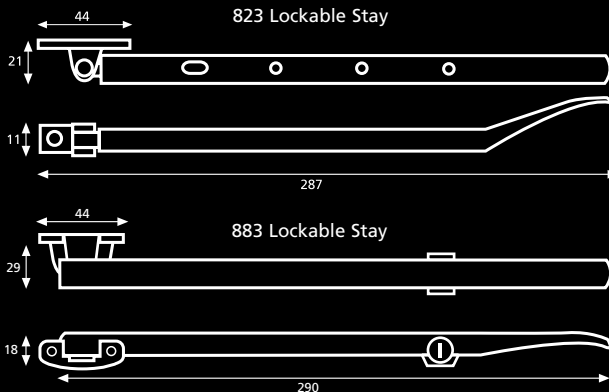
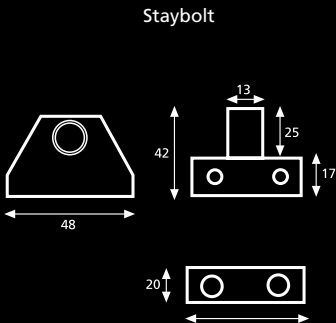
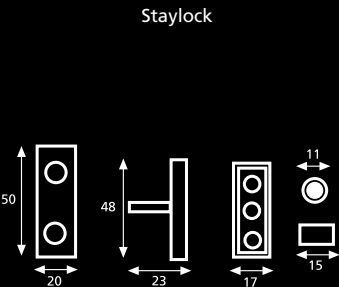
The **ERA Staybolt** is suitable for most stays, with or without holes for through-pegs. It fits most wooden casement windows and is fitted with a tamper resistant spring loaded locking system, operated by key.

The **ERA 883 Locking Casement Stay** complements the **888 range of Locking Window Handles**. The stay is available in two finishes and is suitable for all hinged wooden windows. For convenience both stay and matching handle are operated using the same key.

The **ERA 823 Lockable Stay** fits most wooden casement windows and completely replaces any existing stay. Finished in satin aluminium, it incorporates the ERA Staylock. In addition, a second threaded peg provides maximum versatility in the secured open position. The wedged packing plates allow compatibility with tapered frames.

ORDERING DETAILS

Staylock - Standard Key	
Brass - 2 per card	820-32
Satin - 2 per card	820-52
Satin - 6 per card	820-53
Spare key for Staylock	580-56
Staybolt - Standard Key	
White	827-12
White - 4 per card	827-13
Spare key for Staybolt	587-56
Locking Casement Stay - Standard Key	
White	883-12
Brassed	883-32
Lockable Stay - Standard Key	
Satin	823-52
Spare key for Lockable Stay	580-56



All dimensions in mm.

Locking Handles

SPECIFICATION

The **ERA 888 Locking Window Handle** is suitable for most wooden windows, and is available in two finishes to complement the **ERA 883 Locking Casement Stay**. The same key operates both handles and its matching stay. The handle can be locked in a night vent position, allowing ventilation with security.

The **ERA 808 Locking Handle** fits most wooden casement windows. It is self-locking, needing the cut key only to unlock. The mechanism allows fully closed locking or partial opening for ventilation.

ORDERING DETAILS

Locking Handles

Standard Key

White 888-12

Brassed 888-32

Cut Key

White 808-12

Brassed 808-32

Spare Keys for 808 Locking Handle

Cut Key 591-56

Key Blank 682-56

888 LOCKING WINDOW HANDLE



808 LOCKING HANDLE

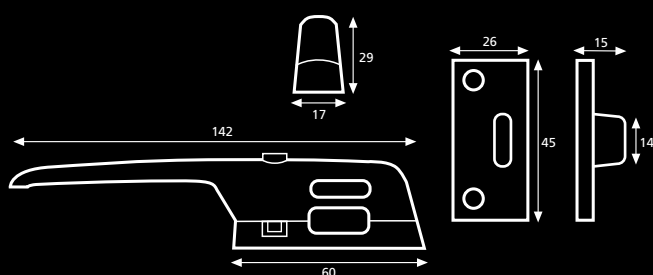
Packaging

Individually carded complete with full fitting instructions. 10 cards per carton.

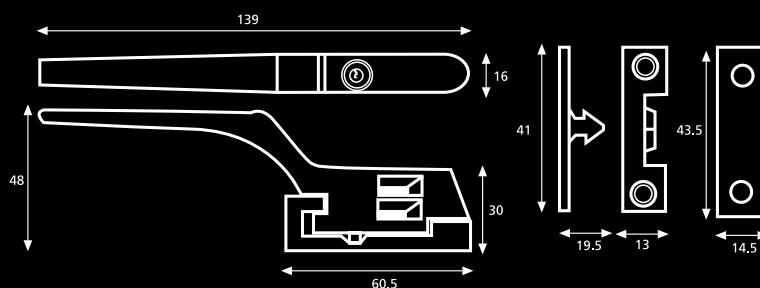
Contents

Locking handle, receiving plate, 1 key and fixings.

888 Locking Window Handle



808 Locking Handle



All dimensions in mm.

PVCU Window Locks

VENTILATION LOCK



SASH JAMMER



SASH JAMMER LOCK

Packaging
1 per card.

Contents - Sash Jammer
Sash Jammer, Sash Jammer Lock, key and 3 packers.
Contents - Ventilation Lock
Ventilation Lock, 2 packers.

SPECIFICATION

The **ERA Sash Jammer** is ideal additional security for PVCU windows. It is simple to operate and easy to fit, and is non-handed for use on all applications. It is available as a standard product or with a key lock to secure the arm in place when the window is closed. If the home is left unoccupied for any length of time the key lock is ideal to ensure the windows are completely protected. The **ERA Sash Jammer** can also be fitted to a door, to provide excellent additional security.

The **ERA Ventilation Lock** has been designed especially for PVCU windows and doors. With its shaped and robust styling the ventilation lock is an excellent home safety device allowing the window to be opened for air flow but remain locked preventing entry through the window. It is simple and easy to use with no key required.

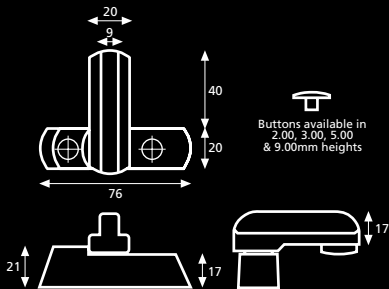
It can be used on PVCU doors in the same way that a door chain is used, but as there is no chain, the door will not be scratched. As the product is non-handed it can be used for inward and outward opening doors.

The ventilation lock is available in white and two different packing pieces are provided to cater for the differing heights between the leaf and frame.

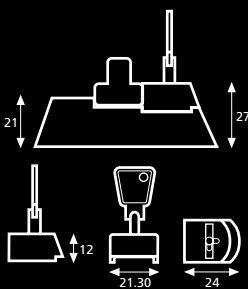
ORDERING DETAILS

Sash Jammer - Pre-Packed	
White (includes lock)	816-12
Brown (includes lock)	816-22
Sash Jammer - Bulk	
White - Body only	816-15
White - Lock only	817-15
Brown - Body only	816-25
Brown - Lock only	817-25
2mm Packer for Sash Jammer	
White	818-16
Brown	818-26
Ventilation Lock	
White	812-12
White - Bulk	812-15
Brown	812-22
Brown - Bulk	812-25

Sash Jammer



Sash Jammer Lock



Ventilation Lock

